



1770 967 FM - Buda, TX - phone: 512-312-2700 - fax:512-312-1600

Understanding the Nuts & Bolts of Ag Worker Identification to Drive Access to Care for Ag Workers

Midwest Stream Forum

Presented by:

Gladys Carrillo, National Center for Farmworker Health
Guadalupe Flores, Family HealthCare Network

September 25, 2019



Learning Objectives

- Define agriculture, including qualifying industries and tasks, for Agricultural Workers and distinguish between Migratory and Seasonal Agricultural Workers (MSAW).
- Describe the relationship between patient verification, Uniform Data Systems reports, and health center funding.
- Utilize the various tools and resources available to improve identification and registration processes such as assessment forms, action plans, digital training tools, etc.
- Identify promising practices for increasing access to care for Ag workers and their families.



NCFH

National Center for Farmworker Health, Inc.

The **National Center for Farmworker Health** is a private, not-for-profit corporation located in Buda, Texas, whose mission is "to improve the health status of agricultural worker families through the provision of innovative training, technical assistance, and information services to Migrant and Community Health Centers."

Programs, products, and services in support of our mission, include:

- Population specific resources and technical assistance
- Governance development and training
- Program management
- Staff development and training
- Health education resources and program development



I CARE ABOUT AMERICA'S AGRICULTURAL WORKERS

AG WORKER ACCESS CAMPAIGN



This project was supported by the Health Resources and Services Administration (HRSA) of the U.S. Department of Health and Human Services (HHS) under cooperative agreement number U30CS09737, Training and Technical Assistance National Cooperative Agreement for \$1,433,856 with 0% of the total NCA project financed with non-federal sources. This information or content and conclusions are those of the author and should not be construed as the official position or policy of, nor should any endorsements be inferred by HRSA, HHS or the U.S. Government.



Why care about Ag workers?

- Key Facts
 - 4.5 Million: Estimated population of U.S. Ag workers & their families*
 - 65% reported not having health insurance**
 - 38% had not visited a U.S. healthcare provider in last 2 years**



*NCFH & National Legal Defense Association (NLDA) Respectively

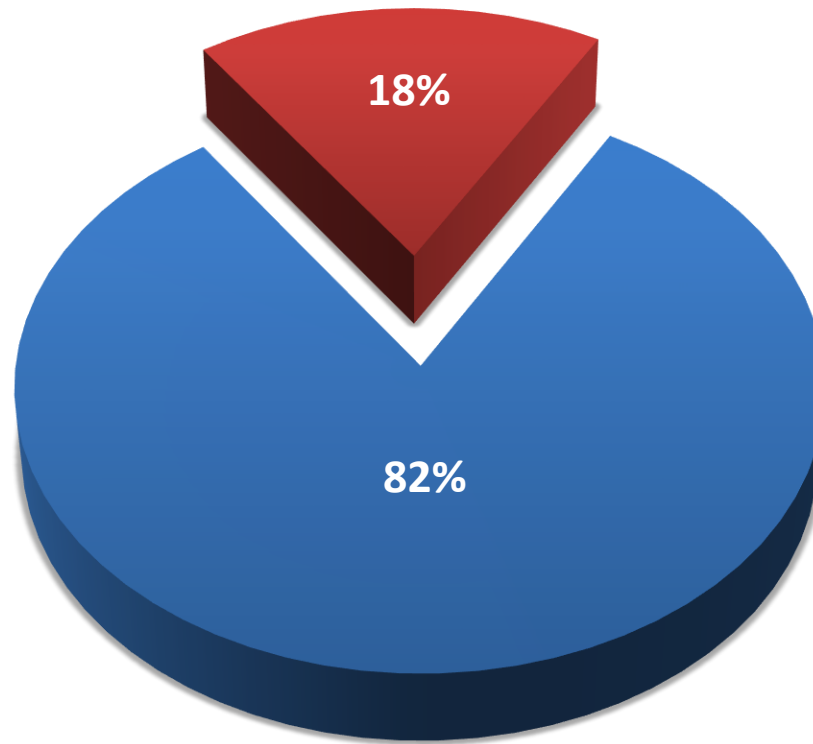
**National Agricultural Workers Survey (NAWS) 2013 - 2014

***HRSA UDS 2016



Percent of MSAWs Served

- Total Estimated MSAW Population (N = 4.5 million)
- MSAW Patients Served in C/MHCs (UDS Report 2017)





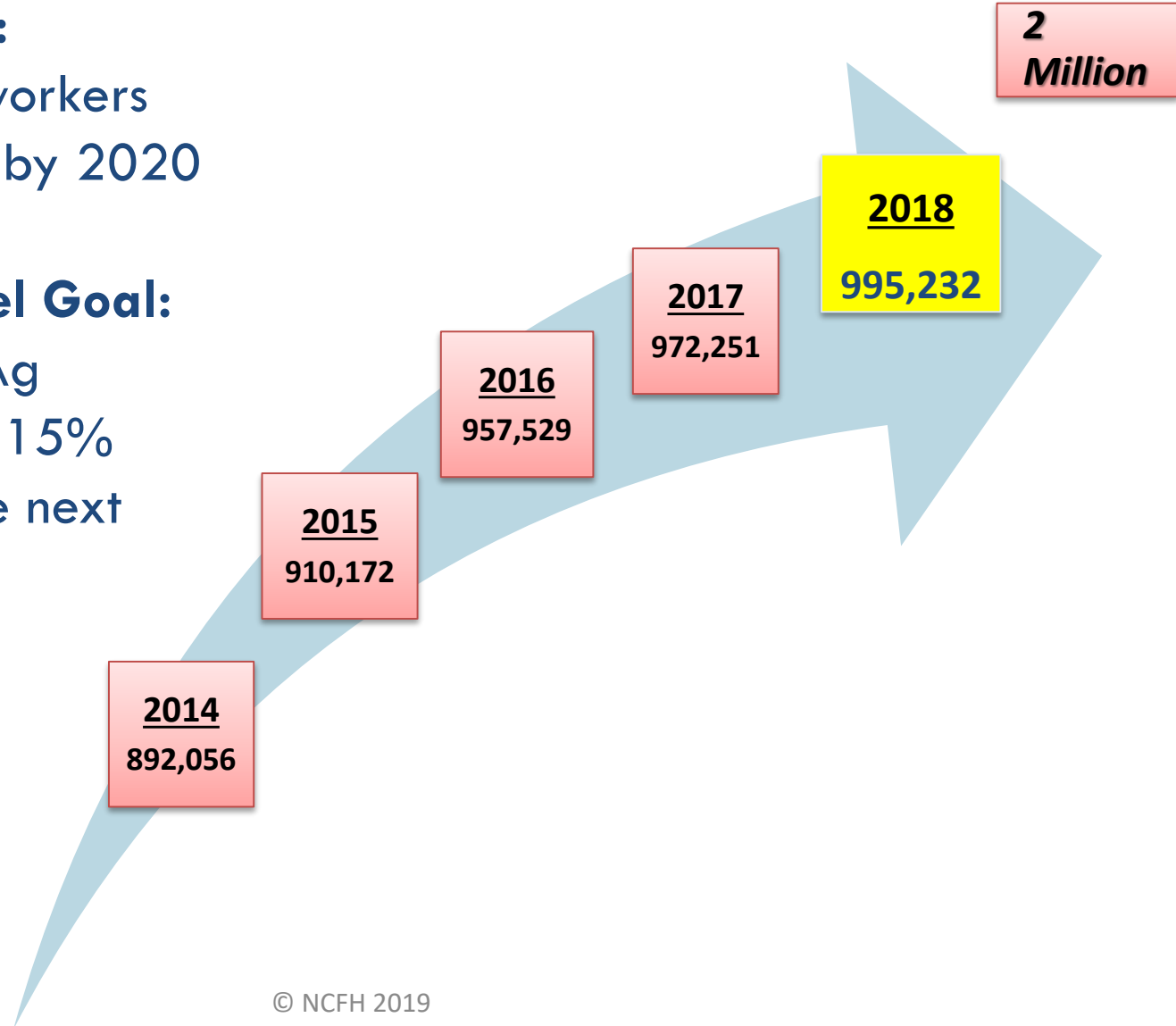
AgWorker Access Campaign

Overarching Goal:

Increase # of Ag workers served to 2 million by 2020

Health Center Level Goal:

Increase the # of Ag workers served by 15% each year, over the next five years





Why Increase Access to Care (IAC)?

- Increasing access is vital to the overall health and well-being of the agricultural workforce
 - Promoting & maintaining good health*
 - Preventing & managing disease and chronic illness*
 - Achieving health equity*
 - To address significant social drivers of health (financial, housing, transportation, language)



*Healthy People 2020



Benefits of Accurate Identification & Registration

- Improves population-specific goal setting & Performance Improvement
- Facilitates access to care & to appropriate treatment
- Ensures accuracy of data & supports population research



ID & Registration of Special Populations

- Special Populations have been identified due to their limited access to healthcare services.
- Patients considered belonging to a Special Population include: *homeless, migratory and seasonal agricultural workers, veterans, patients served by school based health centers, and patients served at a health center located in or immediately accessible to a public housing site.*
- Special Populations have unique challenges and barriers in accessing healthcare services.

All health centers report these populations, regardless of whether or not they directly receive special population funding.



UDS – What & Why

Standard mechanism for a health center to report:

- Number of patients served
- Patient population demographics, such as race, ethnicity, age, income levels, insurance sources
- Services provided, clinical processes and results
- Types of staff employed by health center
- Types of funding and payments received by a health center

The most important reason:

**To be in COMPLIANCE with the requirements
of the federal government**

Accountability and ROI



Who Reports What & Where?

- **Only Health Centers that receive section 330(g) funding from the Public Health Service (PHS) Act**
 - Migrant Health Center funding, provide separate totals for migratory and for seasonal agricultural workers on lines 14 and 15.
 - For section 330(g) grantees:
Lines 14 + 15 = Line 16.
- All other Health Centers report on Line 16.



To Verify MSAW Status

You Need to Know...

- The definition of agriculture
- What types of industries and tasks in agriculture are included and excluded under HRSA rules
- The classifications of agricultural workers



Definition of Agriculture

The term "agriculture" means **farming in all its branches, including:**

- (i) cultivation and tillage of the soil;
- (ii) the production, cultivation, growing, and harvesting of **any commodity grown on, in, or as an adjunct to or part of a commodity grown in or on, the land;** and
- (iii) **any practice** (including preparation and processing for market and delivery to storage or to market or to carriers for transportation to market) **performed by a farmer or on a farm incident to or in conjunction with an activity described in clause (ii).**

HRSA, Health Center Program,
Authorizing Statute. 42 USC Chapter 6A,
Subchapter II, Part D, subpart i: health
centers



NAICS Codes

Agriculture means "farming in all its branches as defined by the Office of Management and Budget(OBM)-developed North America Industry Classification System (NAICS), and include migratory and seasonal workers included in the following codes and all sub codes within: 111, 112, 1151, and 1152."

111 Crop Production

- 1111 Oilseed and Grain Farming
- 1112 Vegetable and Melon Farming
- 1113 Fruit and Tree Nut Farming
- 1114 Greenhouse, nursery, and floriculture production
- 1119 Other crop farming, tobacco, cotton, sugarcane, hay, peanuts, sugar beets

112 Animal Production and Aquaculture

- 1121 Cattle Ranching and Farming
- 1122 Hog and Pig Farming
- 1123 Poultry and Egg Production
- 1124 Sheep and goat farming
- 1125 Aquaculture
- 1129 Other animal production, apiculture, horses, fur bearing animals, companion animals

1151 Support Activities for Crop Production

1152 Support Activities for Animal Production

111 Crop Production





1151 Support Activities



Harvesting by machine



Post-harvest, like sorting,
packing, processing

And...

- Farm labor contractors and crew leaders
- Soil preparation and cultivation
- Transportation



112 Animal Production & Aquaculture



112 Other Animal Production



Horses, donkeys, llamas




Fur bearing animals



Bees, crickets, worms



Companion animals, dogs, cats, birds



Lab animals



1152 Support Activities

- Boarding
- Branding
- Reproductive services
(breeding, insemination,
semen collection, etc.)
- Livestock spraying, cleaning,
etc.

For more, see:

<http://www.census.gov/eos/www/naics/>




Tasks Performed by Ag Workers

Examples

- Preparation of the soil
- Seeding plants, flowers, grass, trees, vegetables, fruits, and other commodities
- Planting, thinning, growing, irrigating of vegetables & fruits
- Planting, caring, pruning, fertilizing, replacing trees
- Detasseling, collecting, harvesting (corn and other grains)
- Sorting, preparing, processing
- Canning, preserving, packing
- Transporting, storing, distributing
- Catching, preparing, processing aquaculture products
- Feeding, breeding, caring for animals, milking cows

Excluded Tasks & Industries



- Industry 42447-Meat and meat product merchant wholesalers
- Industry 561730-Landscaping services
- Industry 711219- Spectator Sporting
- Industry 48422- Trucking timber; specialized freight



Who Are Your Ag Workers?





Ag Worker Client Profile





Create Your Ag Worker Profile

Team Work





Program Self-Assessment Tool



INCREASE ACCESS TO CARE FOR MIGRATORY AND SEASONAL AGRICULTURAL WORKERS AND THEIR FAMILIES MIGRANT HEALTH PROGRAM SELF-ASSESSMENT TOOL

ORGANIZATION INFORMATION

Organization Name

CEO/Executive Director

Address

City

State

Zip

<input type="text"/>	<input type="text"/>	<input type="text"/>
----------------------	----------------------	----------------------

Telephone

Email

<input type="text"/>	<input type="text"/>
----------------------	----------------------

CONTACT PERSON FOR MIGRANT HEALTH/SPECIAL POPULATIONS

Name

Title

<input type="text"/>	<input type="text"/>
----------------------	----------------------

Telephone

Email

<input type="text"/>	<input type="text"/>
----------------------	----------------------

DEMOGRAPHIC INFORMATION

How many total patients served (include Medical & Dental users and those seeking mental health, substance abuse services, etc.) served:

2016 # of Patients served:

2017 # of Patients served:

<input type="text"/>	<input type="text"/>
----------------------	----------------------

Developed by the National Center for Farmworker Health, Inc. ©2017



Ag Worker Verification Process

- Step 1: Establish Occupation
- Step 2: Determine Time Frame
- Step 3: Determine Migratory Status
- Step 4: Determine Seasonal Status
- Step 5: Identify Former MAW
- Step 6: Identify all family members



STEP 1: Establish Occupation

Is Agriculture principal employment?



Verification Question: Have you or anyone in your family worked in agriculture?



Step 2: Determine Time Frame

Have you worked in agriculture anytime in the last 24 months?



**Verification Question:
Have you or anyone in your family worked in agriculture in the last two years?**



Step 3: Determine Migratory Status

Migratory or Seasonal

Verification Question: Have you or anyone in your family established a temporary home in order to work in agriculture?

Migratory - Establish a temporary abode

When a person and/or family leaves the area in which he/she lives to do agriculture work and must live somewhere other than in his/her home in order to do such work, that person is considered to have “established a temporary home”.

Seasonal

Does not establish a temporary home



Step 4: Determine Seasonal Status

Verification Question: Have you or anyone in your family worked in agriculture on a seasonal basis without having to establish a temporary home?

1. Seasonality is not defined in the legislation, and is often defined unnecessarily narrowly.
2. “Seasonal basis” means that the worker’s **employment** and **income** may fluctuate with changes in conditions and the kinds of agriculture that they are working in.

Do your job, hours, tasks, or income change with the seasons?

***Seasonal Agricultural workers may be employed throughout the year for each crop season and as a result might work “full-time.”**



Step 5: Identify Former MAW

Verification Question:

Have you or anyone in your family stopped migrating to work in agriculture because of a disability or age?

- **Former Migratory Worker**
- **No longer MAW because of age or disability**





Classification of Agricultural Workers



Migratory	Seasonal	Aged/Disabled
Principal employment is agriculture	Principal employment is agriculture on a seasonal basis	Former migratory agricultural workers unable to work in agriculture due to age or disability.
Employed within the last twenty-four months	Employed within the last twenty-four months	
Establish a temporary home for the purposes of working in agriculture	Is not a migratory worker Has not established a temporary home in order to work in agriculture	
NOTE: Workers and their family members receive the same classification		



Step 6: Identify All Family Members

Family:

(A) migratory agricultural workers, seasonal agricultural workers, and **members of the families of such migratory and seasonal agricultural workers who are within a designated catchment area;** and

(B) individuals who have previously been migratory agricultural workers but who no longer meet the requirements of subparagraph (A) of paragraph (3) because of age or disability and **members of the families of such individuals who are within such catchment area.**

*HRSA, Health Center Program, Authorizing Statute. 42 USC Chapter 6A, Subchapter II, Part D, subpart i: health centers



It Starts Here - Registration Process



Ejemplo: Nuevo Formulario de Registro del Paciente

Información del Paciente						
Primer Nombre:	Segundo Nombre:	Apellido:	Otros Nombres:			
Dirección de su domicilio):		Ciudad:	Estado:	Código Postal:		
Dirección de Correo:		Ciudad:	Estado:	Código Postal:		
Teléfono de la casa #: ()	Celular/ Teléfono del trabajo #: ()	Dirección del Correo Electrónico:				
Fecha de Nacimiento: / /	Número de Seguro Social: - -	Género: Masculino <input type="checkbox"/> Femenino <input type="checkbox"/>		Idioma Preferido:		
Estado Civil: Soltero <input type="checkbox"/> En una relación <input type="checkbox"/> Casado <input type="checkbox"/> Divorciado <input type="checkbox"/> Separado <input type="checkbox"/> Viudo <input type="checkbox"/>						
Raza (circule todas las que aplican): Blanco <input type="checkbox"/> Afroamericano <input type="checkbox"/> Indio Americano <input type="checkbox"/> Asiático <input type="checkbox"/> De las Islas del Pacífico <input type="checkbox"/>						
Etnicidad: Hispano o Latino <input type="checkbox"/> No Hispano <input type="checkbox"/> Otro <input type="checkbox"/>						
Designación Especial de la Población: Por favor responda las siguientes preguntas para que podamos darle el mejor servicio.						
1. En los últimos 2 años, ¿usted o alguien de su familia, trabajó en algún tipo de agricultura (trabajo de campo) plantando, cosechando, preparando la tierra, en una empacadora, manejando una camioneta para cualquier tipo de trabajo de campo, o con animales como vacas, pollos, etc.?						
<input type="checkbox"/> SI <input type="checkbox"/> No						
2. En los últimos 2 años, ¿usted o algún miembro de su familia vivió lejos de la casa para trabajar en cualquier tipo de agricultura (trabajo de campo)?						
<input type="checkbox"/> SI <input type="checkbox"/> No						
3. ¿Usted o algún miembro de su familia ha parado de migrar para trabajar en la agricultura (trabajo de campo) por alguna discapacidad o por la edad (ya es muy mayor para hacer el trabajo)?						
<input type="checkbox"/> SI <input type="checkbox"/> No						
4. Actualmente, ¿usted vive con amigos o familiares, en su carro, en un refugio, en un hotel, o en la calle?						
<input type="checkbox"/> SI <input type="checkbox"/> No						
5. ¿Usted es veterano de los Estados Unidos?						
<input type="checkbox"/> SI <input type="checkbox"/> No						
6. ¿Está viviendo en una Vivienda Pública?						
<input type="checkbox"/> SI <input type="checkbox"/> No						
Información del Seguro						
Tipo(s) de Cobertura de Salud:		Seguro Privado <input type="checkbox"/> Medicaid <input type="checkbox"/> Medicare <input type="checkbox"/> SCHIP <input type="checkbox"/> Ninguno <input type="checkbox"/> Otro: <input type="checkbox"/>				
Seguro Primario:	ID #:	Grupo #:				
Seguro Secundario:	ID #:	Grupo #:				
Su visita se debe a: ¿accidente de carro? Si <input type="checkbox"/> No <input type="checkbox"/> ¿lesión relacionada al trabajo? Si <input type="checkbox"/> No <input type="checkbox"/>						
Persona Responsable (Tiene que ser un adulto mayor de 18 años)						
Primer Nombre:	Segundo Nombre:	Apellido:			Relación con el Paciente:	
Fecha de Nacimiento: / /	Número de Seguro Social: - -					
Información del Trabajo						
(Cabeza de Familia?):						
Empleador:						
Dirección del Empleador:		Ciudad:	Estado:	Código Postal:		
Teléfono: ()		Número de la Licencia de Conducir:				
Información de Contacto en caso de Emergencia						
Persona a contactar en caso de emergencia:					Teléfono: ()	
Dirección:					Relación con el Paciente:	
Otros Familiares						
Primer Nombre:	Inicial del segundo nombre:	Apellido:	Género:	Fecha de Nacimiento	Número de Seguro Social:	Información del seguro:

Yo, CERTIFICO QUE, EN EL MEJOR DE MIS CONOCIMIENTOS, LA INFORMACIÓN ANTERIOR ES VERDADERA Y CORRECTA. Entiendo que soy financieramente responsable por todos los cargos, bien sean cubiertos o pagados por la compañía de seguros. En caso de que **(nombre del centro de salud)** participe con mi plan de seguro, todos los copagos y pagos de coaseguros se deben pagar al momento de recibir el servicio. Por el



Registration Forms

- Does your registration form have the right questions?
- How would you modify?
- Do you have quality assurance in place?
 - What does it look like?
- When do you collect this information?
 - Annually?
 - At every visit?



Asking the Right Questions

Questions	YES	NO
<p>1. In the past two years, have you or a member of your family worked in agriculture/farming as your/their principal employment including, but not limited to:</p> <ul style="list-style-type: none">• Preparing, irrigating or spraying the fields, nurseries, orchards;• Planting, picking, sorting, packing, or transporting fruits, vegetables, grains, nuts, plants, tobacco, hops, flowers, grass, alfalfa, hay, or other agricultural products;• Planting trees; working with Christmas trees; picking pine needles or Spanish moss;• Working on farms that produce chickens, ducks, turkeys, cows, goats, sheep, horses, fish, seafood, etc.,	<p>This person and his/her family are agricultural workers.</p> <p>CONTINUE to questions 3-4.</p>	<p>There is no agricultural worker in the household.</p> <p>GO to question 2.</p>



Asking the Right Questions

Questions	YES	NO
2. Have you or a member of your family stopped migrating to work in agriculture because of a disability or old age?	This person and his/her family are <u>“former migratory agricultural workers”</u> and should be registered as <u>migratory workers</u> .	CONTINUE to questions 3-4.
3. In the past two years, have you or a member of your family established a temporary home in order to work in agriculture?	This person and his/her family are <u>migratory workers</u> . STOP	CONTINUE to question 4.
4. In the past two years, have you or a member of your family worked in agriculture on a seasonal basis without the need to establish a temporary home?	This person and his/her family are <u>seasonal workers</u> . STOP	



Policies & Procedures

- Do you have a policy and procedure in place to serve special populations ?
- How would you modify?
- Do you have quality assurance in place?
 - What does it look like?
- When do you collect this information?
 - Annually?
 - At every visit?

Common Challenges in Patient Registration Process

- How do I ask the questions?
- What assistance can I offer?
- How can I create a safe, comfortable and respectful?
- What if the patient is reluctant to answer the questions?
- What if I know they are an agricultural worker and they but do not confirm or identify as such?
- What if the patient is having difficulty filling out the form?





What if the patient is reluctant to answer?

- Ask the patient the question in another way.
 - ✓ Who do you work for?
 - ✓ What is the name of the company?
 - ✓ What type of work do you do?
- Let them know why you need to know this information:
 - ✓ We want to be able to better serve you.
 - ✓ We receive special funds for agricultural workers and we need to keep track of all patients we serve.
 - ✓ We have special programs to assist you.



What if I know the patient is an Agricultural Worker?

- If you know they are currently working in agriculture, then register them as such and explain to the patient why.
- Explain to the patient why you need to know this information.
- Let them know they do not need to be afraid. You provide health care and their information is not being shared with anyone without their permission.



What if the patient is having difficulty filling out the form?

- Confirm if they understand the question.
- Reiterate questions or say in simpler terms.
- Always be mindful of tone of voice.
- Offer assistance in filling out form.
- Make sure forms are available in patient's preferred language



Tips and Strategies

1. Implement policies, procedures and staff training to ensure that staff understand the population and how to accurately identify and register them.
2. Ask the right questions in the registration form and provide assistance.
3. Remember to inquire about occupation in the last two years.
4. Make sure that all patients, or guardians, are screened for agricultural worker status (and other special populations), regardless of insurance or employment.
5. Cross reference adult agricultural workers with family members who are patients of the health center in the electronic health record.
6. Develop outreach strategies to inform Ag community of HC services.



Ag Worker Verification Process

Ag Worker Identification Digital Training Tool



[Digital Story](#)



Migrant Health Action Planning





Create A Plan

Ask These Key Questions:

- What have you put in place to increase Ag worker user numbers?
- What are some strategies you can put in place to increase access to care for your Ag worker population?
 - Systems' changes (policies, procedures, training, hiring staff, etc.)
 - What outreach efforts can you put in place to serve new industries or unmet areas?
- What is a realistic goal your health center can achieve in increasing access to care for Ag workers this year? (i.e., 5%, 10% increase)?



Tips & Strategies

- Complete a Migrant Health Program Assessment
- Understand your community (Ag worker profile)
- Identify new populations/areas to be served
- Identify key partners- traditional and non-traditional
- Have the right materials regarding health center services
- Share benefits of accessing care at the health center

Goal Setting Group Work





IAC Promising Practices

2019



2018





FHCN

Welcome

Serving since 1976





FHCN

Family HealthCare Network on the Map

Our Mission

"We provide quality health care to everyone in the communities we serve".



Health Center Locations

- 1 Cutler/Orosi
- 2 Dinuba
- 3 Exeter
- 4 Farmersville – 2 Locations
- 5 Fresno – 4 Locations
- 6 Goshen
- 7 Hanford
- 8 Ivanhoe
- 9 Mobile Dental Health Center
- 10 Mobile Health Center
- 11 Pixley
- 12 Porterville – 3 Locations
- 13 Reedley
- 14 Selma
- 15 Springville
- 16 Strathmore
- 17 Squaw Valley
- 18 Terra Bella
- 19 Three Rivers
- 20 Traver
- 21 Tulare – 2 Locations
- 22 Visalia – 4 Locations
- 23 Woodlake

Additional Locations

- 1 Annex
- 2 Corporate Offices - 2 Locations
- 3 Resources Center
- 4 Ventanilla de Salud

Other Statistics

- Serving for over 40 years
- *3rd Largest FQHC in the State
- *5th Largest FQHC in the Nation
- Over 1,300 employees
- *For patients served

fncn.org



FHCN



Our Services & Specialties

Primary Care Services

- Family Medicine
- Internal Medicine
- Obstetrics & Gynecology
- Pediatrics
- Adult & Children's Dentistry
- Behavioral Health
- Chiropractic Care
- Optometry
- Pharmacy
- Podiatry
- On – Site Lab Services
- Imaging/Ultrasound

Enabling Services

- Community Health & Outreach
- Enrollment & Eligibility Assistance
- Health Education/Case Management
- Nutrition Counseling
- Translation/Interpretation
- Transportation

Specialty Services

- Allergy
- Cardiology
- Ears, Nose, and Throat
- Endocrinology
- Gastroenterology
- General Surgery
- Hematology
- Industrial Health
- Infectious Disease
- Neurology
- Ophthalmology
- Orthopedic Surgery
- Perinatology
- Pulmonology
- Vascular Surgery



FHCN

Who We Serve

- Opened in 1976 to serve agricultural community
- 77% of our patients are of Hispanic origin
- 53% prefer services in a language other than English
- 82% of families live below 100% Federal Poverty Level
- 98% of families live below 200% Federal Poverty Level
- 70% of patients have Medi-Cal/Medi-Cal Managed Care
- 12% of patients are uninsured



Our Belief

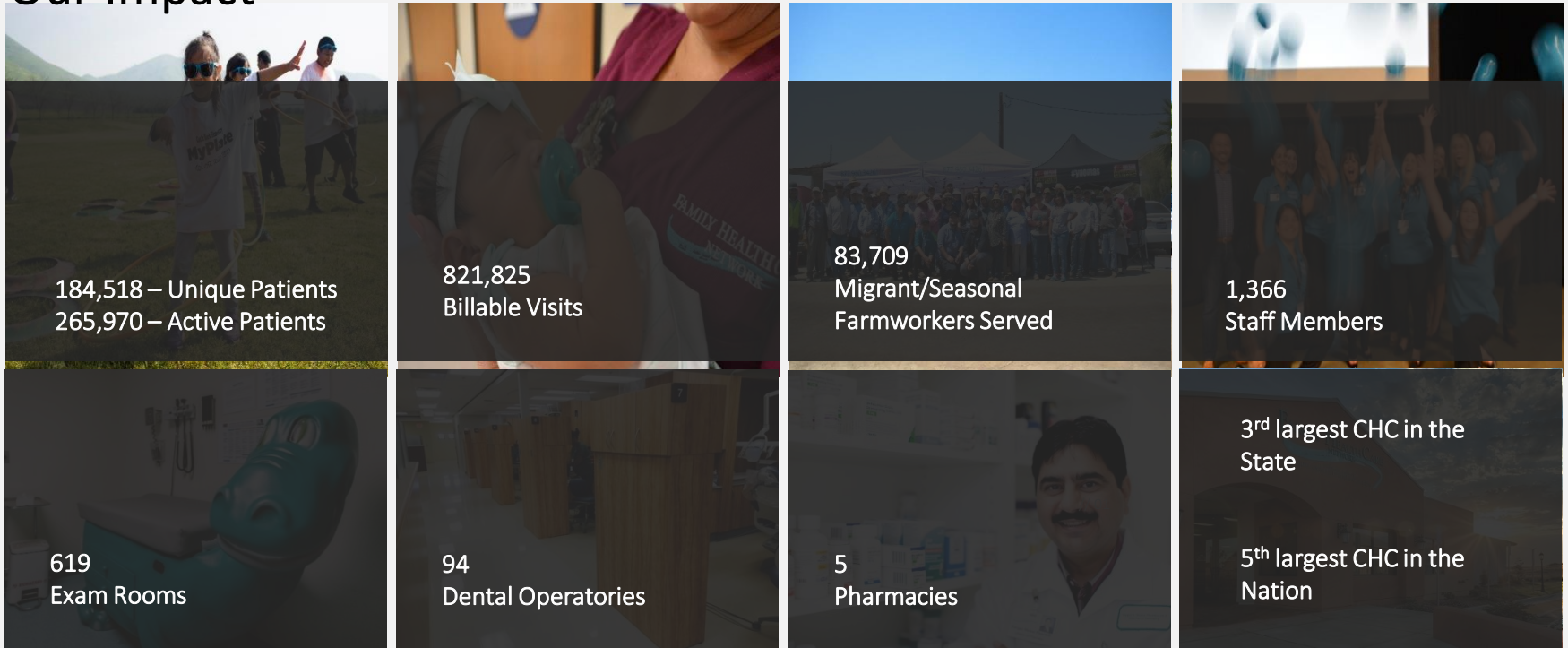
Everyone has the right to the highest quality care and to be treated with dignity and respect regardless of their ability to pay.





FHCN

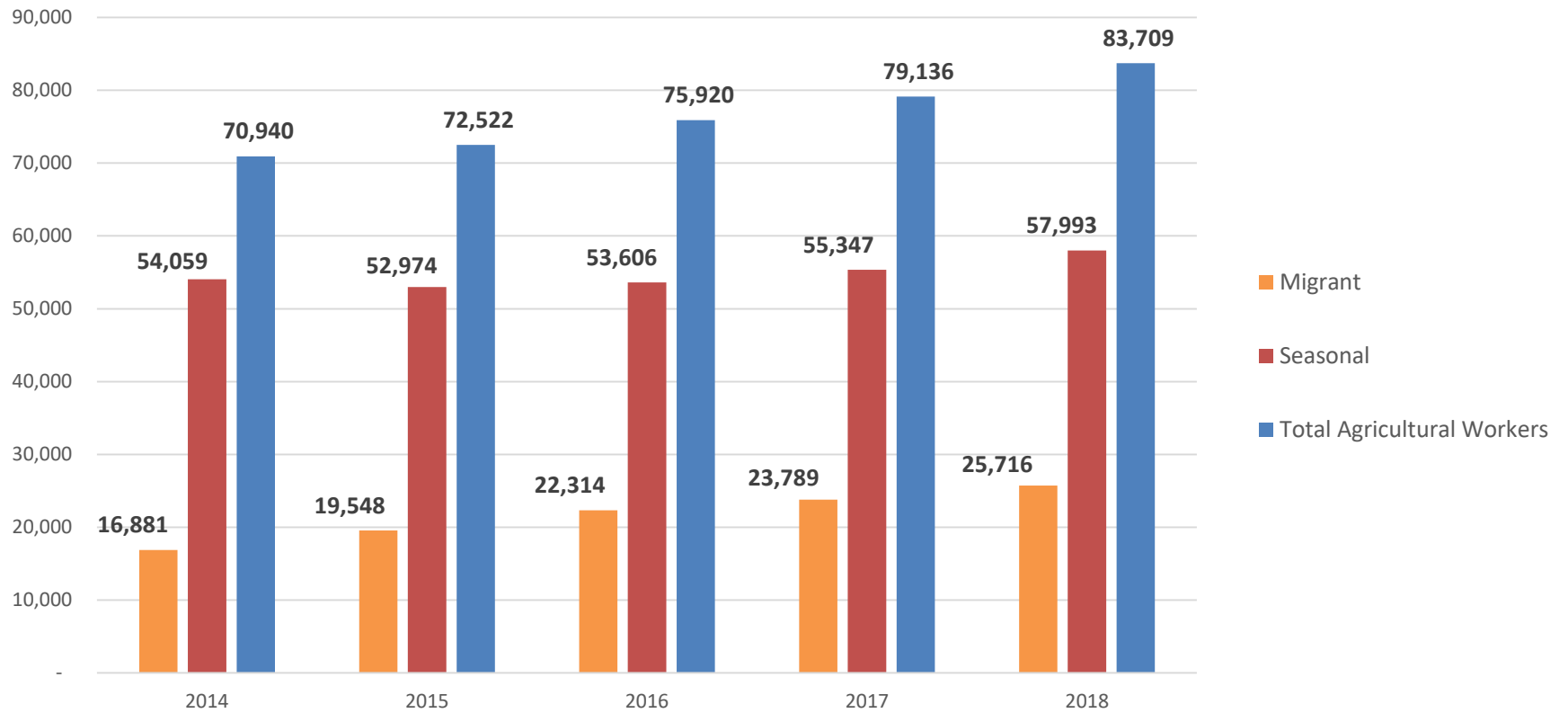
Our Impact





FHCN

FHCN Migrant/Seasonal Volumes by CY





FHCN

Breaking Barriers



fhcn.org



FHCN



a california *health+* center

Your Health. Our Mission.



NCFH

National Center for Farmworker Health, Inc.

Partnerships



FHCN



a california *health+* center

Your Health. Our Mission.

- NCFH consultant
- Evaluated Intake Process
- Implementation
- Staff Training

Training Alert

Did you know that a patient who has stopped working in agriculture (farm work) because of a disability or age (too old to work) is considered a lifetime farmworker? Their family members are also considered migrant and should be coded as such.

Who is considered a Farmworker?

- Principal employment is in agriculture
- Employed anytime in the last 24 months.
- Includes individuals with family members conducting farm work
- **Individuals who were previously migratory agricultural workers but no longer can work due to age or disability (and members of family).**
- Individuals seeking employment in agriculture



Migratory Agricultural worker

- Establishes a temporary home away from their primary home because of employment

Seasonal Agricultural worker

- Not migratory
- Does not need to establish a temporary home because of agricultural employment

Agriculture includes:

- Working in the fields (fruit, flowers, vegetables, grains, nuts, cotton)
- Planting, picking, pruning, fumigating, irrigating, harvesting
- Working in dairy industry
- Cultivation and tillage of soil, preparing the soil (using a hoe, tractor, etc)
- Working in a packing house or cannery
- Preserving fruits or vegetables
- Transporting, storing or distributing ag-related products (**Truck driving**)
- Poultry (such as Foster Farms)
- Working in a nursery (**such as Monrovia**)
- Lumber & forestry
- Farm and ranch animal farmworkers.
- Individuals who examine animals for illnesses, injury and administer vaccines.
- Individuals involved in office/ administrative responsibilities in agricultural field.
- Animal Breeders (**chickens, pigs, sheep, horses, fish etc.**)

Experience With Agriculture (Farm Work)


1. In the last 2 years, have you or anyone in your family, worked in any type of agriculture (farm work) like: planting, picking, preparing the soil, packing house, dairy, driving a truck for any type of farm work, etc.
 Yes No If yes, classify as "Seasonal"
2. In the last 2 years, have you or a member of your family moved to another area and lived away from home in order to work in any type of agriculture (farm work)?
 Yes No If yes, classify as "Migrant"
3. Have you or a member of your family stopped migrating to work in agriculture (farm work) because of a disability or age (too old to do the work)?
 Yes No If yes, classify as "Migrant"
4. Are you seeking employment in agriculture? Yes No If yes, classify as "Seasonal"

Note – It is important to capture our farmworkers and family in our e-CW system so that we can truly represent our farmworkers (in numbers) at the federal & state levels and advocate for them.

Performance Data Collection

Example: Staff Score Card

Strathmore June 2019 Employee	Total accounts checked in	Demographic Error Rate: Goal < 5%	Co-Pay Collection Rate (Goal 90%)	Front End Error Rate (Goal <5%)	Denial Error Rate (Goal <5%)
Staff member 1	176	7.95%	96.2%	4.5%	0.0%
Staff member 2	26	0.00%	100.0%	0.0%	0.0%
Staff member 3	365	5.21%	92.2%	2.7%	0.3%
Staff member 4	31	0.00%	100.0%	0.0%	0.0%
Staff member 5	48	0.00%	100.0%	0.0%	0.0%
Total Green		3	5	5	5
Total Opportunities		5	5	5	5
Total Percentage		60.0%	100.0%	100.0%	100.0%



Cuadrillas

Impact:

- Weekly Trips, 7-8 months
- 1,960 individuals educated and screened.



Cuadrillas





FHCN

Fresno Mexican Consulate – Ventanilla de Salud

Free Program designed to help you identify the health services you and your family need



SRE
SECRETARÍA DE
RELACIONES
EXTERIORES





FHCN

Other Programs:

Fresno State /
Fresno Counseling Services

Consulado
Sobre Ruedas



Annual Zumbathon

31,962

PEOPLE
EDUCATED
THROUGH
OUTREACH

National Kidney Foundation

25,233

American Academy of Dermatology
Skin Cancer Screenings

HEALTH
SCREENINGS IN
COMMUNITIES

UC Berkley Digital Retinal Screenings





Promotores Program

Est. 2007



Community members volunteering to educate and link the community to FHCN services and other resources.



NCFH Resources

- **[NCFH Website \(www.ncfh.org\)](http://www.ncfh.org)**
 - **Campaign Webpage**
 - AgWorker Identification Digital Training Tool
 - Informational Campaign PPT
 - Board Resolution & MOU Templates
 - Migrant Health Program Self-Assessment Tool
 - MH Action Planning Training and TA
 - Archived webinars
 - **NCFH Tools & Templates**
 - Policies
 - Procedures
 - Registration forms
 - Intake and registration questions to ask
 - Staff training resources

NATIONAL CENTER FOR FARMWORKER HEALTH

[ABOUT](#) [HISTORY & MISSION](#) [AG WORKER HEALTH](#) [RESOURCES](#) [TRAINING](#) [EVENTS](#) [ESPAÑOL](#)

[AG WORKER ACCESS 2020](#) [LOG IN](#) [CART \(0\)](#)



ADMINISTRATIVE TOOLS

Agricultural Worker Status Verification Tools

- [Introduction](#)
- [Points to remember](#)
- [Definitions: agriculture and agricultural workers](#)
- [List of agricultural tasks](#)
- [NAICS Codes and Sub-codes accepted by HRSA to determine eligibility for Migrant Health Services](#)
- [Verifying migratory and seasonal agricultural worker status \(English or Spanish\)](#)
- [How agricultural workers identify themselves](#)
- [Example status verification policy and procedure](#)
- [Example new patient registration template \(English or Spanish\)](#)
- [Frequently asked questions](#)
- [C/MHC Acronym list](#)



Click text to download.
All documents are
available in PDF or Word
format.



Training/TA Opportunities: Action Planning

- Want to be part of a Learning Collaborative?
 - Finalize MH Program Needs Assessment
 - Create MH Action Plans to Increase Access to Care for Ag Workers
 - Hands-on Training
 - Become part of a quarterly “Virtual Network” for sharing of best practices
 - Goal setting and monitoring
- On-site training
- Webinars
- Website Resources: <http://www.ncfh.org/administrative.html>



IAC Network

What is the IAC Network?

- ▶ A learning collaborative of HC Networks, PCA's, and C/MHCs across the country

What are they doing?

- ▶ Migrant health action planning
- ▶ Participating in quarterly network calls
- ▶ Participating in training through a virtual network
- ▶ Sharing UDS information 2x/year to track outcomes
- ▶ Sharing knowledge, tools and [resources](#)





National Training Resources

- **The following National Cooperative Agreements (NCAs) offer training and resources to health centers serving the Ag Worker population:**

Farmworker Justice

<http://www.farmworkerjustice.org>

Health Outreach Partners

<http://www.outreach-partners.org>

MHP Salud

<http://www.mhpsalud.org>

Migrant Clinicians Network

<http://www.migrantclinician.org>

National Association of
Community Health Centers

<http://www.nachc.com>

National Center for Farmworker
Health, Inc.

<http://www.ncfh.org>

JOIN THE AG WORKER ACCESS CAMPAIGN



**I CARE ABOUT AMERICA'S
AGRICULTURAL WORKERS**
www.ncfh.org/ag-worker-access



NCFH

National Center for Farmworker Health, Inc.



NATIONAL ASSOCIATION OF
Community Health Centers



Questions?





NCFH
National Center for Farmworker Health, Inc.



1770 967 FM - Buda, TX - phone: 512-312-2700 - fax:512-312-1600

Thank You!

Gladys Carrillo, NCFH

carrillo@ncfh.org

Guadalupe Flores, FHCN

guflores@fhcn.org

This project was supported by the Health Resources and Services Administration (HRSA) of the U.S. Department of Health and Human Services (HHS) under U30CS09737, Technical Assistance to Community and Migrant Health Centers and Homeless, (\$1,583,856). This information or content and conclusions are those of the author and should not be construed as the official position or policy of, nor should any endorsements be inferred by HRSA, HHS, or the U.S. Government.

All photographs in header are Copyrighted to Alan Pogue



Resources

- HRSA, Health Center Program, Authorizing Statute. 42 USC Chapter 6A, Subchapter II, Part D, subpart i: health centers.
<https://uscode.house.gov/view.xhtml?path=/prelim@title42/chapter6A/subchapter2/partD/subpart1&edition=prelim>
- Kandel W. *Profile of Hired Farmworkers, A 2008 Update*. Economic Research Service, US Department of Agriculture; Washington, DC; 2008. Economic Research Report No. 60. * Note: Kandel uses a combination of NAWS and others data.
- Martin P. Immigration reform: implications for agriculture University of California, Giannini Foundation. Agricultural and Resource Economics Update. 2006;9(4).
- National Center for Farmworker Health. *Facts about Agricultural Workers*.
http://www.ncfh.org/uploads/3/8/6/8/38685499/fs-facts_about_ag_workers_2018.pdf
- Office of Disease Prevention and Health Promotion. Social Determinants of Health. Healthy People 2020. <https://www.healthypeople.gov/2020/topics-objectives/topic/social-determinants-of-health>
- U.S. Department of Labor, Employment and Training Administration. *Findings from the National Agricultural Workers Survey (NAWS) 2013- 2014*. Research Report. No. 12.
https://doleta.gov/naws/research/docs/NAWS_Research_Report_12.pdf
- United States Census Bureau (2017). *2017 NAICS Manual*. Executive Office of the President, Office of Management and Budget. <http://www.census.gov/eos/www/naics/>